




HIGH-PERFORMANCE PLASTICS ○

SEMITRON® ESd 500 HR

Semi-crystalline plastic, reinforced with synthetic mica, SEMITRON® ESd 500HR offers an excellent combination of low friction properties, good dimensional stability and electrostatic dissipation. Where virgin PTFE causes electrical discharge problems, SEMITRON® ESd 500HR is an excellent alternative, controlling static charges while maintaining typical PTFE properties such as high chemical resistance and low coefficient of friction.

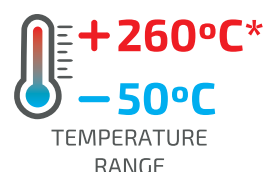
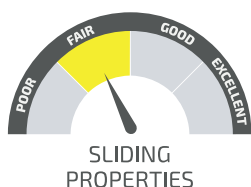



MAIN CHARACTERISTICS

- ◆ Permanent static dissipative
- ◆ Dissipates static loads (5kV)
- ◆ Its composition does not contain any metal or graphite powder
- ◆ Depending on the base polymer, it can exhibit thermal performance between 90° and 260°C (in continuous service)
- ◆ Thermally insulating
- ◆ Very low coefficient of friction
- ◆ Wide chemical resistance

APPLICATIONS

- ◆ Antistatic inserts
- ◆ Manufacturing and handling of sensitive electronic components such as integrated circuits, hard disks and circuit boards
- ◆ Material Handling Applications
- ◆ High-speed electronic printing components
- ◆ Reproduction Equipment



*continuously (20.000H)

All figures given are indicative only, Polyanema Lda. is not liable for the use of the materials without consulting with our technical department.



HIGH-PERFORMANCE PLASTICS TECHNICAL DATASHEET

PROPERTIES	TEST METHODS	UNITS	SEMITRON® ESd 500 HR
COLOR	-	-	WHITE
DENSITY	ISO 1183-1	g/cm ³	2.30
WATER ABSORPTION			
AFTER 24/96H IMMERSION IN WATER OF 23°C ¹	ISO 62	mg	-
AFTER 24/96H IMMERSION IN WATER OF 23°C ¹	ISO 62	%	-
AT SATURATION IN AIR OF 23°C / 50% RH	-	%	< 0.1
AT SATURATION IN WATER OF 23°C	-	%	1 - 2
THERMAL PROPERTIES			
MELTING TEMPERATURE (DSC, 10°C/MIN)	ISO 11357-1/-3	°C	327
GLASS TRANSITION TEMPERATURE (DSC, 20°C/MIN) ²	ISO 11357-1/-2	°C	-
THERMAL CONDUCTIVITY AT 23°C	-	W/(K.m)	-
COEFFICIENT OF LINEAR THERMAL EXPANSION			
AVERAGE VALUE BETWEEN 23-100°C	-	m/(m.K)	85 x 10 ⁻⁶
AVERAGE VALUE BETWEEN 23-150°C	-	m/(m.K)	90 x 10 ⁻⁶
AVERAGE VALUE ABOVE 150°C	-	m/(m.K)	155 x 10 ⁻⁶
TEMPERATURE OF DEFLECTION UNDER LOAD			
METHOD A 1.8 MPA	ISO 75-1/-2	°C	100
MAXIMUM ALLOWABLE SERVICE TEMPERATURE IN AIR			
FOR SHORT PERIODS ³	-	°C	280
CONTINUOUSLY (MIN. 20.000H) ⁴	-	°C	260
MINIMUM SERVICE TEMPERATURE ⁵	-	°C	-50
FLAMMABILITY ⁶			
"OXYGEN INDEX"	ISO 4589-1/-2	%	≥95
ACCORDING TO UL94 (1.5/3MM DE ESPESSURA)	-	-	V-0/V-0
MECHANICAL PROPERTIES AT 23°C⁷			
TENSION TEST ⁸			
TENSILE STRESS AT YIELD/TENSILE STRESS AT BREAK	ISO 527-1/-2	MPa	10/-
TENSILE STRENGTH ⁹	ISO 527-1/-2	MPa	10
TENSILE STRAIN AT BREAK ⁹	ISO 527-1/-2	%	> 50
TENSILE MODULUS OF ELASTICITY ¹⁰	ISO 527-1/-2	MPa	1450
COMPRESSION TEST ¹¹			
COMPRESSIVE STRESS AT 1/2/5% NOMINAL STRAIN ¹⁰	ISO 604	MPa	10.5/15/20
CHARPY IMPACT STRENGTH - UNNOTCHED ²	ISO 179-1/1eU	KJ/m ²	30
CHARPY IMPACT STRENGTH - NOTCHED	ISO 179-1/1eA	KJ/m ²	7.5
BALL INDENTATION HARDNESS ¹³	ISO 2039-1	N/mm ²	40
ROCKWELL HARDNESS ¹³	ISO 2039-2	-	R 50
ELECTRICAL PROPERTIES AT 23°C			
ELECTRIC STRENGTH ¹⁴	IEC 60243-1	kV/mm	-
VOLUME RESISTIVITY	IEC 60093	Ohm.cm	10 ¹⁰ - 10 ¹²
SURFACE RESISTIVITY	ANSI/ESD STM 11.11	Ohm/sq.	10 ¹⁰ - 10 ¹²
RELATIVE PERMITTIVITY ε : A 100HZ	IEC 60250	-	-
RELATIVE PERMITTIVITY ε : A 1MHZ	IEC 60250	-	3.1
DIELECTRIC DISSIPATION FACTOR TAN δ : A 100HZ	IEC 60250	-	-
DIELECTRIC DISSIPATION FACTOR TAN δ : A 1MHZ	IEC 60250	-	0.075
COMPARATIVE TRACKING INDEX (CTI)	IEC 60112	-	-

NOTE: 1 g/cm³ = 1000 kg/m³ ; 1 MPa = 1 N/mm² ; 1 KV/mm = 1 MV/m

(1) According to method 1 of iso 62 and done on discs ø 50x3 mm (2) The figures given for this properties are only attributed to amorphous rather than semi-crystalline materials. (3) For short exposure periods only (a few hours) in applications where only very low loads are applied to the material. (4) Temperature which it resists for a minimum period of 20,000 hours. After this time, there is a decrease of about 50% in tensile strength compared to the original value. The given temperature values are based on the thermal oxidation degradation which causes a reduction of the properties. In the meantime, the maximum permissible service temperature depends in many cases essentially on the deduction and magnitude of the mechanical stresses to which the material is subject. (5) As the impact strength decreases with decreasing temperature, the minimum permissible service temperature is determined by the extent of impact to which the material is subjected. The values given are based on unfavorable impact conditions and can not therefore be considered absolute limits. (6) These assessments are derived from the technical specifications of the manufacturers of the raw materials and do not allow the determination of the behavior of the materials under fire conditions. There is no yellow card for these formats. (7) Most of the figures given by the mechanical properties of the extruded materials are mean values of the tests done on specimens machined with ø 40-60 mm. With the exception of hardness tests, the best specimens were taken from an area between the center and outer diameter, with their length in the longitudinal direction (parallel to the direction of extrusion). (8) Specimen testing: Type 1b. (9) Speed test: 5 or 50 mm / min. (10) Speed test: 1 mm / min. (11) Test specimens: cylinders ø 8x16 mm. (12) Pendulum used: 4J. (13) Test on 10 mm thick specimens. (14) Test on 1 mm thick specimens.

The dielectric strength of the Ketron Peek 1000 (black) Ppsu 1000 black may be considerably lower than the figures listed in the table referring to non-black materials. It should be noted that the values of the compression properties of the Duratron 4503 PAI and 4501 PAI alloys may differ significantly.